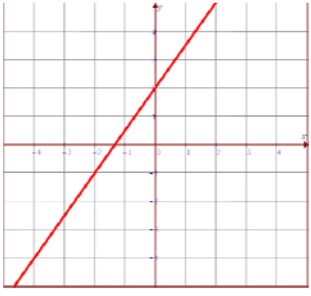
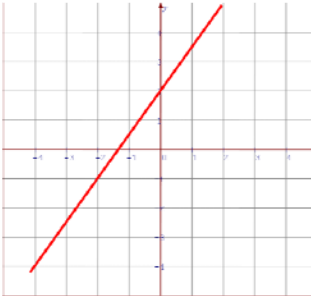
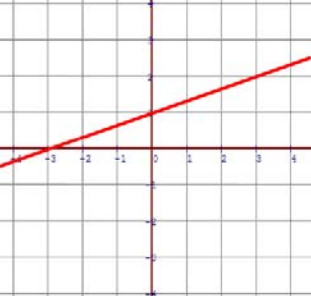
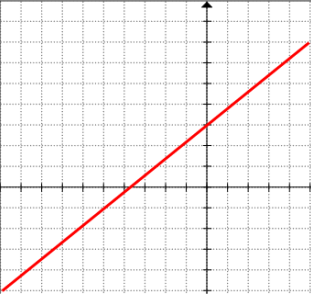


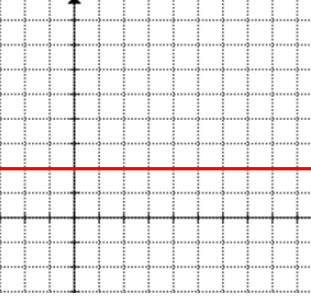
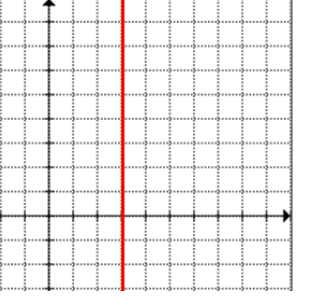
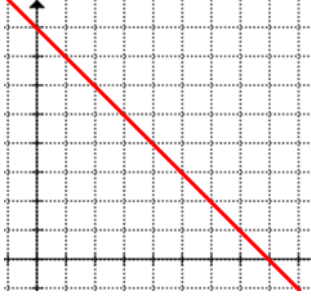
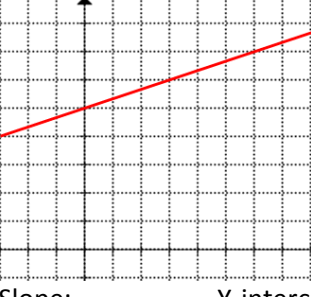
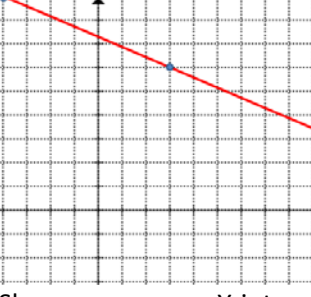
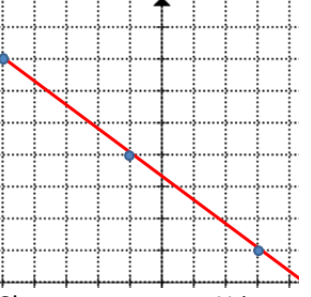


Name: _____

Date: _____

Math 9 HW Section 4.4 Graphing Lines in the form of $y=mx+b$



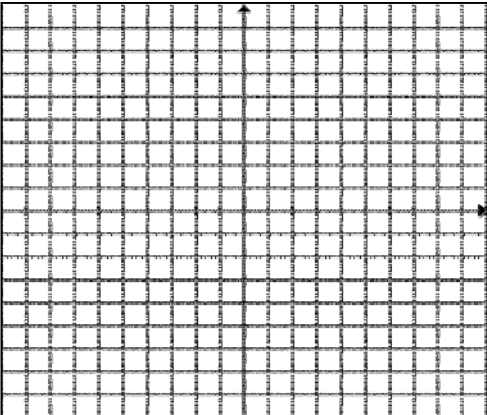
1. Given each graph below, indicate the slope "m" and Y-intercept "b"

<p>a)</p>  <p>Slope: _____ Y-intercept: _____</p>	<p>b)</p>  <p>Slope: _____ Y-intercept: _____</p>	<p>c)</p>  <p>Slope: _____ Y-intercept: _____</p>
<p>d)</p>  <p>Slope: _____ Y-intercept: _____</p>	<p>e)</p>  <p>Slope: _____ Y-intercept: _____</p>	<p>f)</p>  <p>Slope: _____ Y-intercept: _____</p>
<p>g)</p>  <p>Slope: _____ Y-intercept: _____</p>	<p>h)</p>  <p>Slope: _____ Y-intercept: _____</p>	<p>i)</p>  <p>Slope: _____ Y-intercept: _____</p>
<p>j)</p>  <p>Slope: _____ Y-intercept: _____</p>	<p>k)</p>  <p>Slope: _____ Y-intercept: _____</p>	<p>l)</p>  <p>Slope: _____ Y-intercept: _____</p>

2. Given each line equation, indicate the slope "m" and Y-intercept "b"

a) $y = 3x - 2$ slope: y-intercept:	b) $y = 4x + 3$ slope: y-intercept:	c) $y = -2x - 4$ slope: y-intercept:	d) $y = 10 - 7x$ slope: y-intercept:
e) $y = \frac{x}{3} - 1$ slope: y-intercept:	f) $y = \frac{4x}{5} + \frac{1}{2}$ slope: y-intercept:	g) $y = \frac{4x+3}{2}$ slope: y-intercept:	h) $y = -\frac{7}{3}x - 8$ slope: y-intercept:
i) $y = -\frac{5}{11}x - (-13)$ slope: y-intercept:	j) $2x + y = 4$ slope: y-intercept:	k) $3y + 4x = 12$ slope: y-intercept:	l) $y - 8 = 2x - 4$ slope: y-intercept:

3. Given each line equation in the form of $y=mx+b$, graph the line with the grid provided:

a) $y = \frac{3}{7}x + 4$ 	b) $y = \frac{4}{5}x + 5$ 
c) $y = \frac{-2}{3}x - 6$ 	d) $y = -\frac{2}{5}x - 5$ 