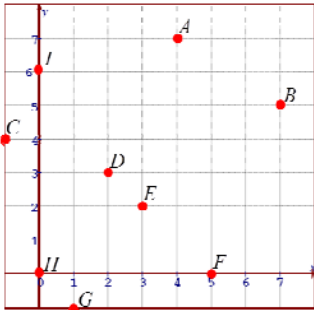


Name: _____

Date: _____

Math 9 HW Section 4.2 Linear Relations:

1. Given the grid below, indicate the coordinates for each of the following points:



A: _____

B: _____

C: _____

D: _____

E: _____

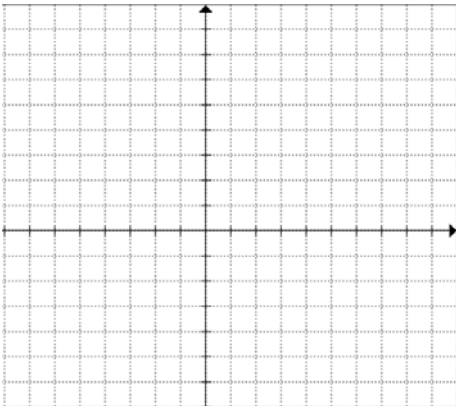
F: _____

G: _____

H: _____

I: _____

2. Draw each of the following points on the grid provided:



A: $(-3, 4)$

B: $(4, -3)$

C: $(2, 5)$

D: $(-2, -5)$

E: $(6, 1)$

F: $(7, -5)$

G: $(-4, 9)$

H: $(9, -4)$

I: $(0, 0)$

3. Given the following equation, $y = 2x + 3$, what is the value of "y" when "x" is equal to 12?

4. Given the following equation, $y = \frac{2}{3}x - 10$, what is the value of "y" when "x" is equal to 15?

5. Given each equation below, complete the table of values given and then plot the points on the grid:

a) $x + y = 4$

x	y
1	
3	
5	
	6

b) $y = x - 3$

x	y
2	
4	
6	
	6

c) $y = 1.5x - 4$

x	y
4	
2	
0	
	3

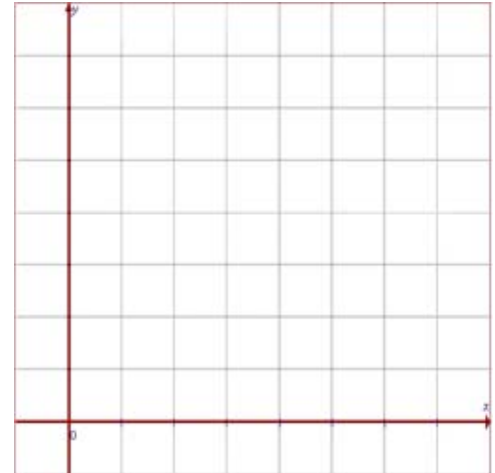
d) $y = \left(\frac{2}{3}\right)x + 1$

x	y
9	
3	
6	
	1

6. Given the following equation, make a table of values and draw the graph with the grid provided:

$$y = \frac{3}{2}x - 5$$

x	y



7. Timothy took the taxi and the cost was \$2.50 plus \$0.75 for each km. Write an equation for the cost “C” vs distance in km “D”.

b) How much would the taxi ride cost if he travelled for 10km?

c) If Timothy had only \$20.00 in his wallet, what was the farthest distance he can travel? Assume that tax and tips are already included.

d) Complete the following table of values:

C				
$d(km)$	5	10	15	20

e) Draw a graph representing the Cost as a function of the distance travelled. Label the axis and the increments. Label the coordinates of any points on your graph:

